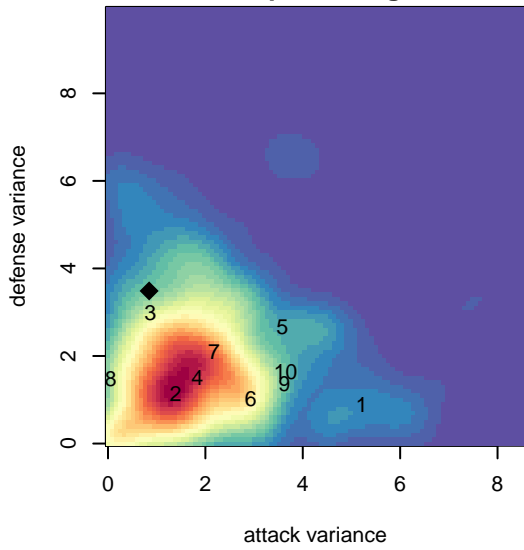
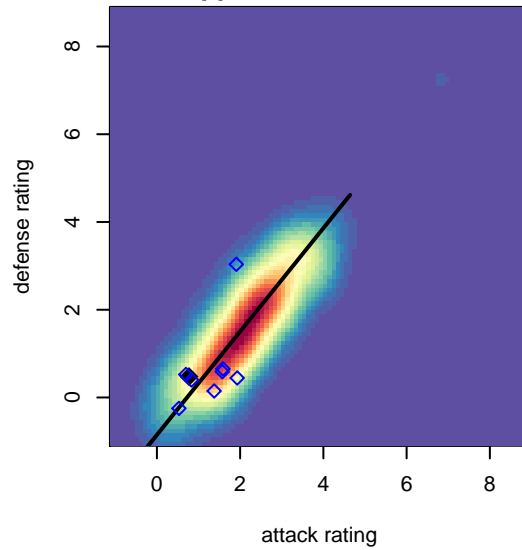




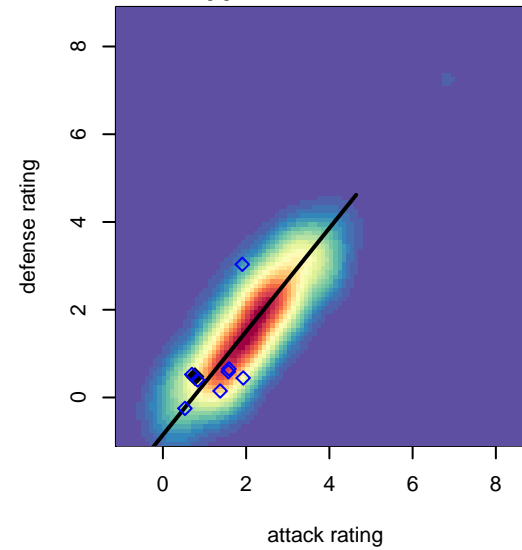
**attack and defense variance (black dot)  
relative to other teams  
and top 10 in region**



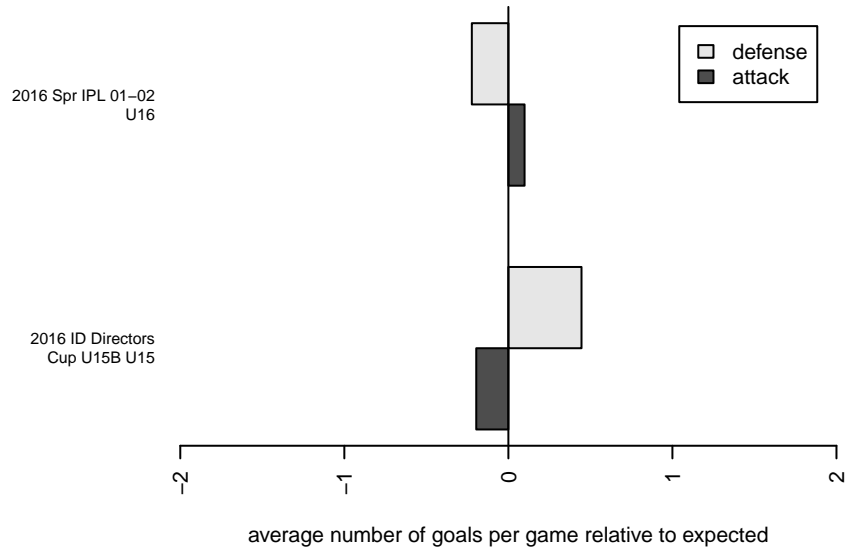
**attack and defense rating  
relative to others at age  
and all opponents in last 13 months**



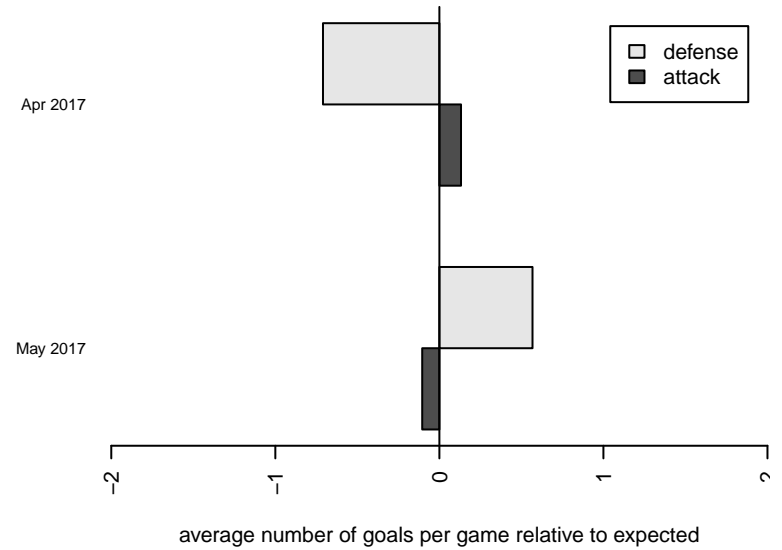
**attack and defense rating  
relative to others at age  
and all opponents in last 13 months**



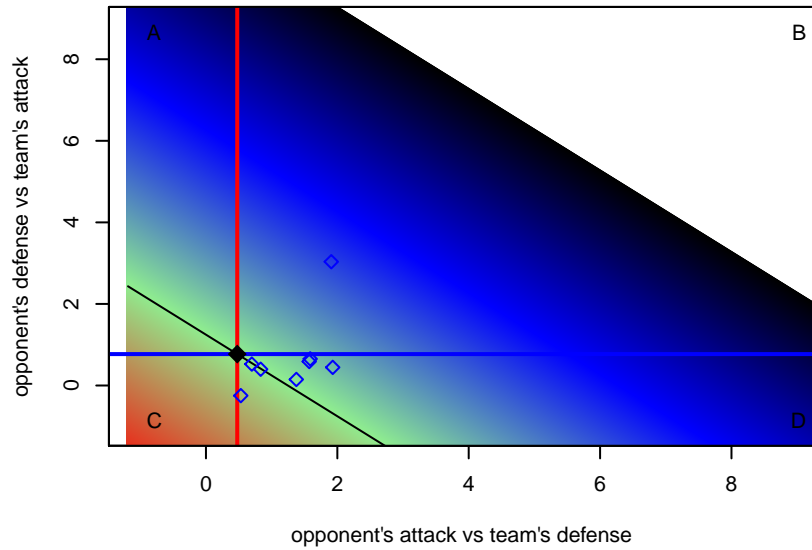
**Performance relative to 13 month average**



**Performance relative to 13 month average**



Distribution of opponents  
 Red = Lose zone, Blue = Win zone, Green = Even  
 Black line separates win/lose zones



lot. A=Neither has attack advantage, B=Opponent has both attack and defense advantage, C=Opponent has both attack and defense disadvantage, D=Both have

<b>date</b>	<b>home</b>		<b>away</b>		<b>venue</b>	<b>pred.home</b>	<b>pred.away</b>
2017-05-24	Quad City Fusion White B98	3	Moscow United B02	0	2016 Spr IPL 01-02 U16	4.46	0.11
2017-05-21	Sandpoint Strikers B02	4	Moscow United B02	0	2016 ID Directors Cup U15B U15	2.56	1.60
2017-05-20	FC Boise B02	1	Moscow United B02	2	2016 ID Directors Cup U15B U15	1.44	1.65
2017-05-20	Canyon Optimist Inferno B02	2	Moscow United B02	2	2016 ID Directors Cup U15B U15	4.34	1.33
2017-05-06	Moscow United B02	3	VYSA B02	1	2016 Spr IPL 01-02 U16	2.82	1.04
2017-04-29	Moscow United B02	3	Sandpoint Strikers B02	1	2016 Spr IPL 01-02 U16	1.60	2.56
2017-04-22	North Idaho Inferno Blue B02	2	Moscow United B02	2	2016 Spr IPL 01-02 U16	1.20	1.49
2017-04-15	Sting SC Timbers White B01	3	Moscow United B02	1	2016 Spr IPL 01-02 U16	3.25	1.24
2017-04-08	Moscow United B02	0	North Idaho Inferno Orange B02	7	2016 Spr IPL 01-02 U16	1.14	3.14